

ITSU  
御手の物®



User Manual  
IS2002 使用説明書



User Manual  
All information is correct at the time of print

# CONTENTS

Safety Instructions	03
Warranty Claims	05
Main Unit & Accessories	06
Product Operation Guide	07
Product Maintenance	09
Troubleshooting	10
Contact us	12

# Safety Instructions

## **i. Usage environment**

- Do not use the appliance in a wet condition or dusty environment as this may result in malfunction or electric shock.
- Place the appliance in a safe location.
- Do not expose the appliance to a heater or direct sunlight.
- This product is only intended for personal use only. Commercial use is prohibited.

## **ii. Health precautions**

If you are experiencing health complications or conditions as stated below, please consult your doctor before use:

- Suffering from heart disease.
- Pregnancy.
- Any health concerns.

## **iii. When the product should not be used**

- If the use exceeds 10 minutes at one time.
- This unit should not be used by children or invalids without adult supervision.
- Before sleeping.
- If the fabric cover is torn.
- If water is accidentally spilled onto the appliance.
- If the user feels abnormal or severe pain during the massage.
- If the user detects any malfunction or other abnormal conditions during operation.
- If there is lightning.

## **iv. Caution and warning**

- Unplug the appliance from the outlet when not in use.
- Do not use any attachments that are not recommended by ITSU.
- Do not operate this appliance if it has a damaged cord or plug. Please return the unit to ITSU Service Center for examination and repairs.
- Do not insert your hands or any foreign matters into the massager's vents and gaps.
- Handle heated surfaces carefully. The unattended use of the heated surfaces by children or invalids may be dangerous.
- This product is only intended for personal use only. Commercial use is prohibited.

## Safety Instructions

- Do not cover the appliance during operation. As this may result in malfunction or fire.
- Do not crush the appliance and avoid any sharp folds.
- The appliance has a heated surface. Persons insensitive to heat must be careful when using the appliance.

### V. Note

- This appliance can be used by children at the age of 8 or above and persons with reduced physical, sensory or mental capabilities or lack of experience and knowledge under guidance or if they have been informed of the risks involved and instructions concerning use of the appliance in a safe way.
- Children shall not play on the appliance.
- Cleaning and maintenance shall not be performed by children without supervision.
- To ensure safe and proper use of the appliance, do not operate it before reading this user manual carefully first.
- It is normal to hear the noises during use, because they are resulted from vibration of product.
- For people under medication or with a medical condition, please consult your doctor before use. Please do not use the product if you are not feeling well.
- If the appliance is used in a cold room, do not increase the room temperature abruptly. It is advised that the temperature is gradually increased to a normal level.
- If the appliance is stored in a cold place and being taken into a warm environment, please wait one hour before use to get the optimum massaging level.
- Do not remove the cover of the appliance. Mishandling the internal components may result in malfunction or electric shock.
- Do not connect or disconnect the power plug from the electrical outlet with wet hands.
- Do not use the appliance if the electrical outlet is loose.
- The appliance is only to be used with power supply provided.
- Children shall not play with the appliance.
- Cleaning and user maintenance shall not be made by children without supervision.

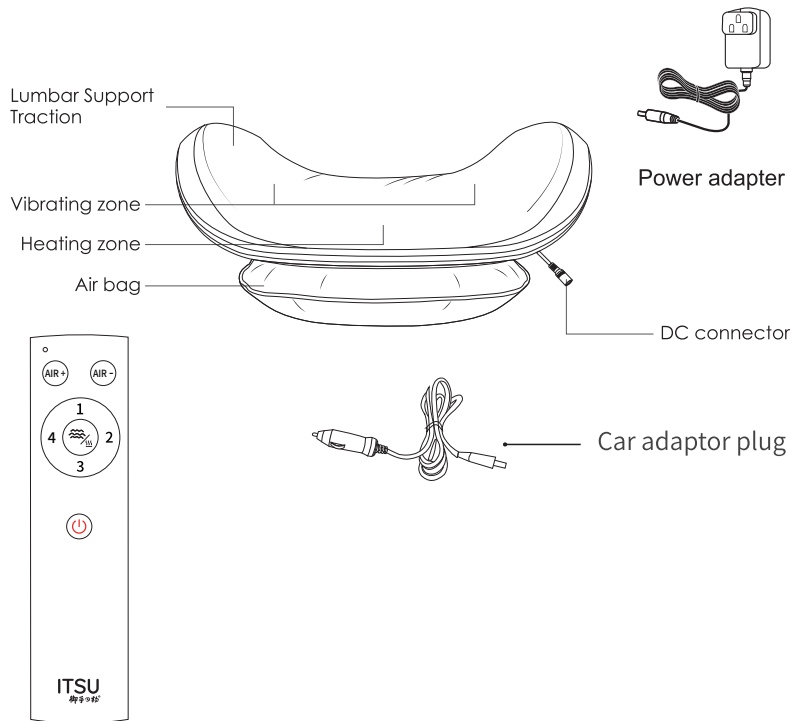
## Warranty Claims

1. Warranty is not transferable.
2. This warranty is effective only if the product is purchased from ITSU .
3. Proof of purchase (original receipt) is required for all warranty repairs.
4. All implied warranties, including but not limited to these implied warranties of fitness and merchantability, are limited to the duration stated in the warranty policy.
5. Damage due to misuse, improper treatment and unauthorized modification and repair are not covered by this warranty.
6. Warranty does not cover accessories and attachments which do not belong to the massage unit.
7. Warranty is not effective to rental, business, commercial, institutional or other non-residential users.
8. All services covered by this warranty must be approved by ITSU and repaired by authorized technicians only.
9. If replacement parts for defective materials are not available, ITSU reserves the right to make substitution in lieu of repair or replacement.

# Main Unit & Accessories

- A) Massager
- B) Power adapter
- C) Car adaptor
- D) Wireless remote

## Controller Diagram

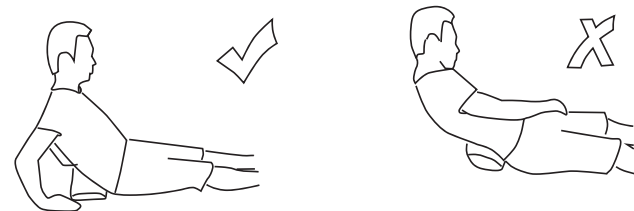


# Product Operation Guide

- i .People with back diseases should consult a doctor before using the product. When using the product for the first time, we recommend you manually inflate or deflate the air bag, and 50% of full inflation is enough.
- ii .Heating function: It takes about 1 minute for the product to warm up.
- iii. When using the product for the first time, please do not inflate the air bag excessively to avoid hurting the waist.



1. Lie down slowly. After lying and adjusting the position, begin the massage and control the working modes via the controller.



2. The product will shut off automatically after 10 minutes of massage, or you can stop the massage in advance by pressing the power button. After the massage has finished and the air bag has been completely deflated, continue to lie for 1-3 minutes before getting up slowly with support of arms.

## ii. Operation instruction

### a) Preparation before use


- Check if there is any damage to the appliance.
- Place the appliance on the part which needs to be massaged, before ensuring that the appliance is properly placed.


### b) Usage method


1. Connect the DC head of the power adapter to the DC connector of the appliance, and plug the other side into the power base.

● Default timer is 10 minutes


● Key operation: Each effective button press will come with 'beep' sound.

 Press to ON/OFF the product. Notes: Vibration, heat function can be enabled or disabled in auto program

 Press to enable Auto 1, a gentle massage program.

 Press to enable Auto 2, a moderate massage program.


 Press to enable Auto 3, a stronger massage program + vibration.


 Press to enable Auto 4, a stronger massage program + vibration + heat therapy.

 Manual mode: Press to enable vibration 1, vibration 2, vibration 3, OFF.

Auto mode: Press to add or disable vibration in auto program.

Once Power ON, long press for 2 seconds to enable or disable heat.

 Once Power ON, long press for 2 seconds to control air inflation time.

 Once Power ON, long press for 2 seconds to control air deflation time.

# Product Maintenance

## TO STORE

- Place the massager in this box or in a safe, dry and cool place. Avoid contact with sharp edges or pointed objects that might cut or puncture the surface.
- Please wind up and store the power cord under the appliance bottom frame. Do not hang the unit by the power cord.

## TO CLEAN

- Avoid immersing the unit in any liquid during cleaning.
- Unplug the unit and allow it to cool before cleaning.
- Clean only with a soft, slightly damp sponge.
- Do not allow water or any other liquid to go inside the unit.
- Avoid using abrasive cleaners, brushes, gasoline, kerosene, glass/ furniture polish or paint thinner to clean the product.
- Do not attempt to repair the product. For servicing, please contact ITSU.

## CAUTION

- Avoid tearing on the appliance surface.
- Only gentle force should be exerted against the unit in order to eliminate any risk of injury.
- Beware when put on light color PU/fabric seat, some material may have color dyeing
- Beware when put printing document on product, some material may have color dyeing

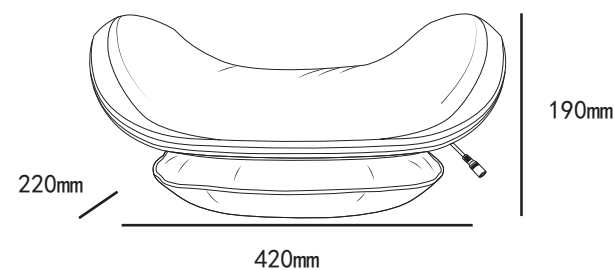
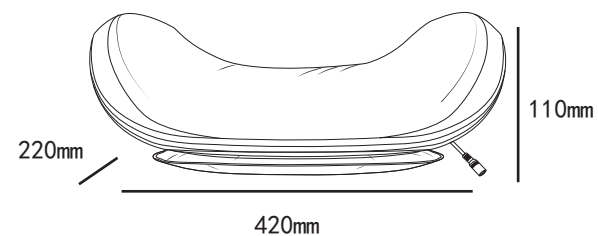
# Troubleshooting

This massager is controlled by an integrated chip and is susceptible to power surges from +10% to -15%. Due to this, the massager might display the following:

Conditions	Possible reason	Solutions
NO Inoperation	Poor power outlet	1. Check the power outlet for electrical output 2. Check whether the outlet plug is in good contact.
Power socket is good but not working	fault	Please unplug the plug and contact the seller for repair.

# Product Specifications

Model number of the product	IS2002
Power source	100-240V AC
Power frequency	50/60Hz
Power consumption	12W
Voltage	12VDC, 1A
Timer	15 minutes
Dimension (Length/width/height)	420*220*110 (mm)



## Contact Us



ITSU World Sdn Bhd  
13 Lorong Teknologi B. Nouvelle Industry Park.  
Taman Sains SG1 Kota Damansara. PJU 5.  
47810 Petaling Jaya  
Malaysia  
Tel: +603-67323722



ITSU World(HK) Limited  
Workshop D1,28/F. TML Tower  
No. 3 Hoi Shing Road, Tsuen Wan, N.T.  
Tel: +603-6732 3722



PT Healthy World  
Lodan Center Block O No 20  
Jalan Lodan Raya No 2  
Jakarta Utara 14430  
Tel: +62 21-6983 1123

## 目錄

安全說明	14
保修權限	16
主要部件及附件	17
產品操作說明	18
產品保養	20
疑難解答	21
產品規格	22
聯絡我們	23



## 安全說明

### i. 使用環境

- 請勿在潮濕或灰塵密集的環境下使用本產品，以免導致觸電或機器故障。
- 請將本產品存放在安全的地方。
- 請勿將此產品暴露于熱源或陽光直射下。
- 本產品僅為個人使用，禁止用于商業用途。

### ii. 健康注意事項

以下人士，請在使用前先諮詢醫生的意見：

- 心臟病患者
- 懷孕
- 有任何健康問題

### iii. 以下情況請勿使用本產品

- 當一次使用本產品超過 **10** 分鐘時。
- 小孩或殘病人士在無人監督的情況下。
- 睡前。
- 產品外層破損。
- 液體潑濺到產品上。
- 使用過程中感到不尋常或劇烈疼痛。
- 使用過程中發覺任何機件故障或不正常狀況。
- 打雷時。

### iv. 警告

- 沒有使用時，請拔下電源插頭。
- 請勿使用非 ISTU 提供的配件。
- 當電源綫或插頭損壞時，請勿使用並及時聯系 ISTU 服務中心進行維修檢查。

## 安全說明

- 請勿將手或任何異物塞入按摩器間隙中。
- 請務必謹慎使用按摩器的導熱功能，勿用于對熱能反應較為遲鈍的皮膚上及血液循環不良的部位。請勿讓兒童或身心功能障礙者自行使用導熱功能。
- 本產品僅為個人使用，禁止用于商業用途。
- 請勿扯動電源綫來移動本產品。
- 請勿在使用中覆蓋本產品，以免引起故障或火災。
- 請勿擠壓或用尖銳物刮破本產品。
- 該設備具有加熱表面。對熱不敏感的人必須小心使用。

### v. 注意

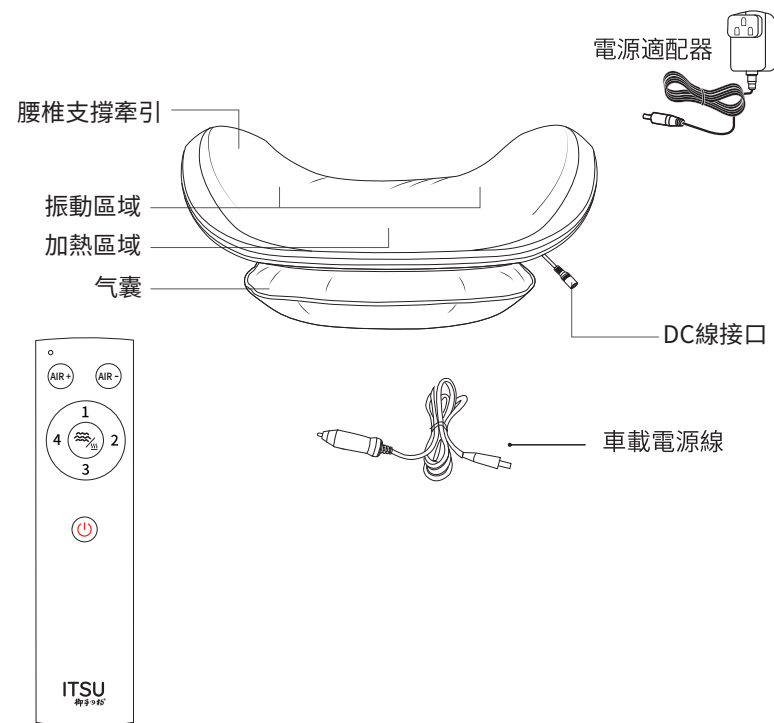
- 8歲及大于該年齡的兒童，肢體不健全、感官或者精神上有障礙或缺乏相關知識經驗的人必須在被告知相關風險以及正確使用方法，并在有人指導并監督的情況下使用該產品。
- 兒童不能在產品上玩耍。
- 兒童必須在有監管的條件下才能對產品進行清潔和維護。
- 為確保安全及正確使用，使用前請務必詳細參閱本說明書。
- 使用時發出的聲響屬正常，這是由產品振動而產生的。
- 正在接受藥物或醫療治療者，請在使用前諮詢醫師。若您感覺不適，請勿使用本產品。
- 如果在低溫室中使用，請勿驟然升高溫度。建議將溫度逐漸升高調整到正常溫度后使用。
- 若將產品從低溫或高溫的環境中，建議您在一小時后再進行使用本產品，以達到最佳的按摩體驗。
- 請勿拆卸本產品。觸碰內部機件可能導致故障或觸電意外。
- 請勿用潮濕的手安插或拔出電源插頭。
- 當電源插座有鬆動時，請勿使用。
- 避免兒童在產品上玩耍。

## 保修權限

1. 本保修權限不可轉讓。
2. 本保修服務僅對在 ITSU 購買的產品有效。
3. 當要求保修服務時，請出示購買證明（正本收據）。
4. 所有保修項目，包括但不限於這些健身及適銷性的保修項目有效期限需視保修政策而定。
5. 因錯誤使用、處理不當以及未經授權私自改裝和維修產品而導致的損壞，不屬於保修範圍。
6. 此保修範圍不包括不屬於產品本身的附件。
7. 此保修範圍不適用於租憑、交易、商業、機構或其他非住宅用戶。
8. 此保修範圍內所涉及的維修服務需經過 ITSU 授權，且必須由授權的技術人員維修。
9. 若需更換的維修附件缺貨，ITSU 有權採用替代配件進行維修。

## 主要部件及附件

- A) 按摩器
- B) 電源適配器
- C) 車載電源線



# 產品操作說明

i. 腰椎疾病患者使用前應先諮詢醫師。首次使用本產品時，建議手動模式控制 充氣/放氣，氣囊充至50%為宜，以適應此產品；

ii. 開啟加熱功能1分鐘後，開始感受到溫熱。

iii. 請不要把氣囊充到最滿，避免造成腰部損傷。



1. 緩慢躺下，調整到合適的姿勢。通過遙控器來選擇按摩方式。



2. 產品默認定時10分鐘，您也可以通過遙控器提前手動關機。按摩完畢後，待氣囊完全放氣完畢後，請不要立即起身。待1-3分鐘後，用手臂支撐身體緩慢起身。

## ii. 操作說明


### a) 使用前準備

- 檢查產品有無破損。
- 將產品置放於想要按摩的身體部位，並且確定擺放位置適當。


### b) 使用方法

1. 將電源適配器的 DC 頭接入產品的 DC 綫接口，另一端插入電源插座上

- 按摩時間：10分鐘定時。如有沒有操作，一分鐘後自動關機。
- 按鍵操作：按壓按鍵，伴隨蜂鳴聲為有效操作。


 短按此鍵開機/關機。備註：震動，熱療可以在自動程序內，疊加開啟或關閉。

 1 短按此鍵開啟自動模式1，比較溫和的拉伸按摩程序。

 2 短按此鍵開啟自動模式2，力度/幅度適中的拉伸按摩程序。


 3 短按此鍵開啟自動模式3，力度/幅度適中的拉伸+震動按摩程序。


 4 短按此鍵開啟自動模式4，力度/幅度較大的拉伸+震動+熱療按摩程序。

 手動模式：短按開啟震動模式1，震動模式2，震動模式3，關閉震動。

自動模式：短按，可以開啟或關閉震動按摩。

開機後，長按2秒鐘可以開啟或關閉熱敷功能。

 AIR+ 開機後，長按此按鍵，可以手動控制製充氣時間。

 AIR- 開機後，長按此按鍵，可以手動控制製放氣時間。

## 產品保養

### 貯藏

- 請將置放于原盒內或者安全、干爽通風的地方，避免以尖狀物刮破加熱按摩器的表面。
- 請將電源綫纏繞在產品底部的固定架下，以便儲藏。切勿使用電綫懸挂加熱按摩器。

### 清潔

- 切勿將加熱按摩器浸于任何溶液中清洗。
- 清潔前切記關掉電源并先冷卻。
- 清潔時只須用柔軟微濕的海綿抹拭即可。
- 避免水或其它液體進入加熱按摩器。
- 切勿用清潔劑、刷子、汽油、煤油、玻璃清潔劑或者稀釋劑清洗。
- 切勿自行維修本產品，如需維修服務，請與 ITSU 售后服務中心聯系。

### 提示

- 避免加熱按摩墊外套破損。
- 使用過程中，避免過度用力以免受傷。
- 小心當放在淺色PU/織物座椅上時，一些材料可能會染色。
- 小心當印刷材料放在產品上，一些材料可能會染色。

## 疑難解答

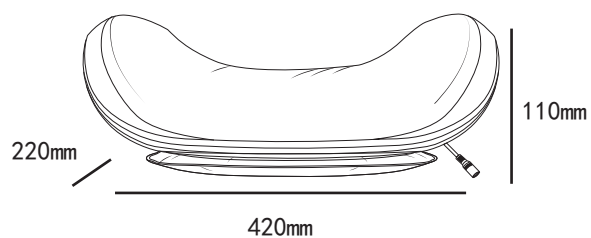
此產品由集成芯片控制，對電壓波動較為敏感。如果電壓波動超過限定電壓 +10% 或 -15%，按摩器可能出現以下情況：

異常情況	可能原因	解決辦法
不工作	電源插座不良	1. 檢查電源插座是否有電輸出 2. 檢查插座余插頭接觸是否良好
電源插座良好卻不工作	故障	請拔下插頭，余銷售方聯系維修

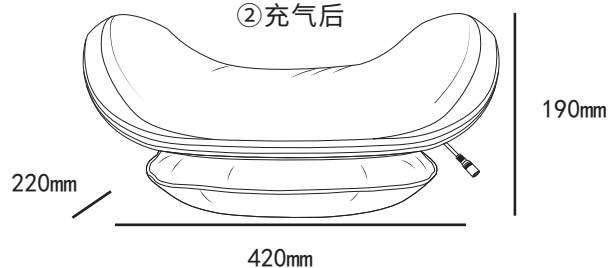
## 產品規格

產品型號	IS2002
電壓	100 - 240 伏特
電頻	50 / 60 赫
功率	12 瓦特
電壓	12 伏直流電, 1安
定時	15 分鐘
尺寸 (長 x 寬 x 高)	420*220*110 (mm)

① 充气前



② 充气后



## 联络我们



ITSU World Sdn Bhd  
13 Lorong Teknologi B. Nouvelle Industry Park.  
Taman Sains SG1 Kota Damansara. PJU 5.  
47810 Petaling Jaya  
Malaysia  
Tel: +603-67323722



ITSU World(HK) Limited  
Workshop D1,28/F. TML Tower  
No. 3 Hoi Shing Road, Tsuen Wan, N.T.  
Tel: +852 3611 2228



PT Healthy World  
Lodan Center Block O No 20  
Jalan Lodan Raya No 2  
Jakarta Utara 14430  
Tel: +62 21-6983 1123