

ITSU

御手の物[®]



User Manual

IS1001 使用手册



User Manual

All information is correct at the time of print

Thank you for purchasing ITSU massager.

Please read the Safety Precautions carefully before using the foot massager. The Safety Precautions are divided into 'warnings' and 'attention' in terms of the degree of danger. This book should be kept available for future reference after reading.

CONTENTS

Safety Instructions	03
Warranty Claims	06
Product Parts	07
Product Features And Operation Illustrations	08
Product Operation Guide	09
Product Maintenance	11
Troubleshooting	12
Product Specifications	13
Contact Us	14

Safety Instructions

a) Important safety instructions

- To ensure a safe and proper operation, please read the instruction manual carefully before using this product.
- Use this product only as described in this manual.
- Always unplug this product from the electrical outlet immediately after use and before cleaning.
- Do not use this product if you have sensitive skin, neuropathy or poor circulation. Don't let children or people with mental disabilities use the heating function without proper supervision. Improper use may be dangerous.
- Do not operate this product under a blanket or when covered. Over-heating can occur and cause fire, electric shock or injury.
- Do not cover this product in order to avoid electrical faults or damages due to excessively high motor temperature.
- Stop the massage immediately if you feel any discomfort.
- Never operate this product if it has been dropped, has a damaged cord or plug; experiences a malfunction, or if it has been dropped in water. Please contact an authorized service centre to do the necessary check and repair.
- Do not use the components that are not recommended by ITSU.
- Do not insert any objects into any openings in the product.
- If you want to cut off the power supply, please make sure you have turned off all the operating controls, as well as remove the power plug from the socket.
- Please do not use this product as a medical device. If you need a professional diagnosis or treatment, please consult a professional medical person.

b) Operating Environment Precautions

- Do not use this massager in humid or extremely dusty environments to avoid malfunction.
- Do not use this massager at a temperature above 40 degree centigrade.
- Do not use this massager outdoors.
- Avoid placing or operating this massager in direct sunlight or near a heating appliance, stove.

Safety Instructions

c) User precautions

- Make sure that this product is far away from any hot surfaces.
- Please consult your doctor before use for those who have the following diseases:
 - Those who have heart disease, malignant tumor, back pain, spinal scoliosis, hypertension, osteoporosis, etc.
 - Those who are pregnant or having a menstrual period.
 - Those who have a physical discomfort, fever, a swelling or inflammation, bruises, allergies, etc.
 - Those who are warned by the doctor not to do any massage to avoid injury or physical discomforts such as blood clots (thrombosis), severe aneurysm, acute venous tumor, all kinds of skin inflammation, infectious skin disease (including subcutaneous tissue inflammation), etc.
 - Warnings: Do not use the massager together with the following medical instruments.
 - 1) Those who are using a pacemaker or other implantable medical equipment.
 - 2) Those who are using an artificial heart.
 - 3) Those who are wearing an electrocardiograph for similar medical equipment.

Otherwise it will cause malfunction for those medical equipment, putting the user's life in danger.

d) Precautions for power supply

- Do not turn on the switch when your hands are wet.
- Do not immerse in or spray water or liquid on the control power switch.

e) Cord/Plug Precautions

- Do not connect or remove the plug with wet hands. Otherwise you will suffer an electric shock or a product malfunction.
- Do not pull the wires when you pull out the power plug. Please hold the plug itself.
- As the default operating time is 15 minutes, all the functions will stop working after 15 minutes. Please unplug this product from the electrical outlet immediately after use.
- Keep the cord away from hot surfaces.
- Do not place the power plug under the product or any heavy items.

Safety Instructions

- Do not wind the power plug around the product lest it should be damaged and cause an electric shock or fire.
- Do not operate this product if it has a damaged cord or plug.
- Do not use this product if the power socket is loose.
- Do not carry this product by its supply cord or use the cord as a handle.
- When the power plug is damaged, please call the service centre or an authorized technical person for the necessary check and maintenance.

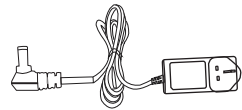
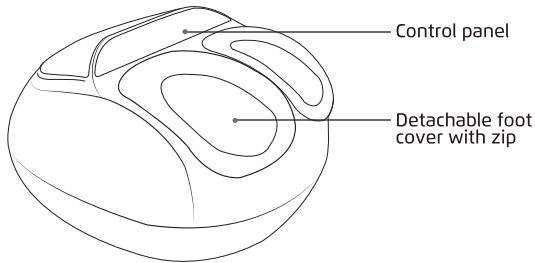
Attention

- Do not fall asleep while massager is on.
- Do not use this product while you are drunk or physically uncomfortable.
- Don't stand on the product or put a heavy weight on it.
- Do not use this product for more than 30 minutes.
- Do not use this product if the cloth cover is worn out.
- Do not use this product within an hour before or after a meal.
- When you are using the product at a low room temperature, do not suddenly use the heat function. You can adjust the room temperature to normal room temperature, before starting the heat function.
- When moving this product from a low temperature storage place to a warmer setting, it may cause malfunction due to water vapor gathered in the components. Set the product in a normal room temperature for one hour before using it.
- Do not use this product continuously if you find any components damaged or the product in an abnormal condition.
- When current interruption occurs during your massage, try to avoid further damage due to sudden power restoration.
- Stop using the product if there is thunder and lightning.


Warranty Claims

1. Warranty is not transferable.
2. This warranty is effective only if the product is purchased from ITSU.
3. Proof of purchase (original receipt) is required for all warranty repairs.
4. All implied warranties, including but not limited to these implied warranties of fitness and merchantability, are limited to the duration stated in the warranty policy.
5. Damage due to misuse, improper treatment and unauthorized modification and repair are not covered by this warranty.
6. Warranty does not cover accessories and attachments which do not belong to the massage unit.
7. Warranty is not effective to rental, business, commercial, institutional or other non-residential users.
8. All services covered by this warranty must be approved by ITSU and repaired by authorized technicians only.
9. If replacement parts for defective materials are not available, ITSU reserves the right to make substitution in lieu of repair or replacement.

Main Unit & Accessories



The power adapter



ON/OFF

Press to ON/OFF the massager



TIMER

Press to select TIMER setting, 15 minutes or 30 minutes.



STRENGTH

Press to select foot roller's massage intensity.
There are 3 levels (Low, Mid & High).



AIR INTENSITY

Press to select airbags massage intensity.
There are 3 levels (Low, Mid & High).



HEAT

Press to enable/disable HEAT.

Product Features And Operaton Illustrations

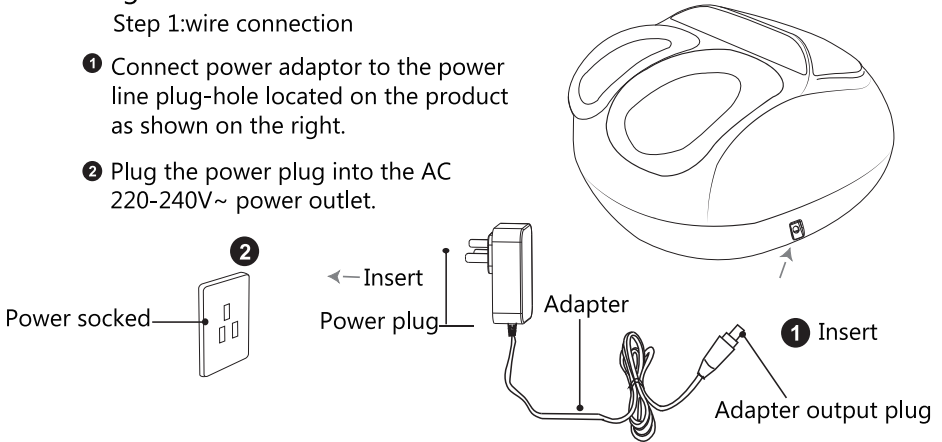
Preparation before use

- ▶ Please put the product on the flat floor, and then remove top cover.

Usage method

Step 1: wire connection

- 1 Connect power adaptor to the power line plug-hole located on the product as shown on the right.
- 2 Plug the power plug into the AC 220-240V~ power outlet.



Caution

- ▶ Before plug, please check and make sure the power cord is in good condition.
- ▶ Do not use the wet hand to pull out the power cord in order to avoid any electric shock.

Step 2:

- ▶ Please choose a chair with desired height and then put your feet into the product (See right picture 1).

Step 3:

- ▶ Please turn on the power button "⏻".

After use

- ▶ Turn off the power button on the control panel.
- ▶ Remove the plug from the power supply socket when not in use.



Picture 1

Product Operation Guide

Enjoying a foot massage 15 or 30 minutes one or two times every day can relieve the muscle's pain, improve blood circulation, effectively improve the symptoms of insomnia and the quality of sleep.

1. Connect the plug to the power source. The ON/OFF indicator flashes and the massager is standby.
 2. Press the ON/OFF button, the knead intensity and air intensity are default to low level (L). The default timer is 15 minutes and the indicator lights red.
- Press the Timer button to change the auto-off time to 30 minutes. The indicator lights blue.
 - Press the Strength and Air Intensity button to adjust the knead and air pressure intensity (L, M, H).
 - Press the Heat button to turn on/off the heating function.
 - The foot massager fits up to US Men's size 12 (EU Men's size 46), so the foot massager for the whole family is ok.
 - To remove and wash the foot cover:




1



2



3



4

Reminder: We recommend you to keep massaging for 15-30 minutes.
Long massage time may cause hurt to feet

Product Operation Guide

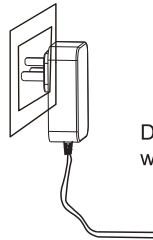
a) Instructions before use

Please store this product in a dry place, do not expose the product to sunlight
put the carpet under the product to minimize the working noise.

b) How to use it

This product uses only the AC 220V-240V, 50/60Hz power supply.
Make sure your indoor voltage fits this specification
parameter.

- Connect the AC power cord to the socket.



Do not pull the plug
with wet hands.

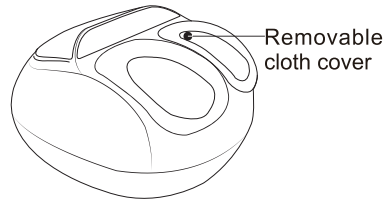
Product Maintenance

a) Storage

- Please store it in the packing carton, and put in a safe, dry, well-ventilated, and shaded place.
- Do not twist the power plug.
- Do not hang the power wire and pull the product.
- Avoid sharp items from destroying the surface of the product.
- Please don't store the machine under direct sunlight or in places of high temperature.

b) Clean

- Before cleaning, make sure that the power cord is unplugged from the electrical outlet and that the machine is completely cool.
- Use a damp cloth to clean the product. Ensure the product is completely dry before reuse.
- The detachable fabric cloth can be washed in a normal washing way.



*Attention

- Make sure not to use benzene or thinner and other corrosive detergents to clean the product.

c) Maintenance

- Keep the product clean and store in a dry environment.
- When the product is not in use for a long time, please put a dustproof cover on the product.

Troubleshooting

If you meet the following problems, please referring to the following solutions. If the product is still malfunctioning or doesn't work, please send the product to our service centre or an authorized technician for the necessary checks and repair.

Conditions	Possible reason	Solutions
It doesn't work	<ol style="list-style-type: none">1. Plug isn't connected correctly to the socket.2. The power switch at the back is off.3. Switch key on control panel isn't on.	<ol style="list-style-type: none">1. Push the plug firmly into the socket.2. Switch on the power switch at the back of the product.3. Switch on the on/off key on the panel.
Stop working suddenly	<ol style="list-style-type: none">1. The power switch is off.2. Massage time is over 15 minutes.	<ol style="list-style-type: none">1. Check that the power plug is connected well.2. Restart the power supply switch.

Product Specifications

Power supply	AC 220V-240V, 50/60Hz
Rated Voltage	DC12V
Power consumption	30W
Timer	15 & 30 Minutes
Dimension(LxWxH)	454.5x358.5x300mm
Weight	3.8kg
Dimension of packing box (LxWxH)	427(L)x388(W)x247(H)mm
Weight (including the packing box)	5Kg

Contact Us



ITSU World Sdn Bhd
13 Lorong Teknologi B. Nouvelle Industry Park.
Taman Sains SG1 Kota Damansara. PJU 5.
47810 Petaling Jaya
Malaysia
Tel: +603 78903366



ITSU World(HK) Limited
Workshop D1,28/F. TML Tower
No. 3 Hoi Shing Road, Tsuen Wan, N.T.
Tel: +852 3611 2228



PT Healthy World
Lodan Center Block O No 20
Jalan Lodan Raya No 2
Jakarta Utara 14430
Tel: +62 21-6983 1123



User Manual

All information is correct at the time of print

感謝您購買ITSU護腿機，使用前請仔細閱讀操作手冊，並特別注意安全事項，以便正確操作和使用本產品。

本手冊提供使用者安全及有效的操作方式，請在閱讀完畢後妥善保存，以便日後參閱查詢。

目錄

安全說明	16
保修許可權	19
產品部件	20
產品特點及操作說明	21
產品操作說明	22
產品保養	24
疑難解答	25
產品規格	26
聯絡我們	27

安全說明

a) 重要安全事項說明

- 為確保安全及正確使用產品，使用前請務必詳細參閱操作手冊。
- 請務必依照本操作手冊內的產品用途使用本產品。
- 使用完畢後或清潔產品前，請將電源插頭從插座中拔除。
- 請務必謹慎使用加熱功能，避免可能導致的嚴重灼傷。請勿用於感覺遲鈍和過於敏感的皮膚或血液迴圈不良的部位。切勿讓兒童或者身心功能障礙者自由使用加熱功能，操作不當可能存在危險。
- 為避免因過熱而導致走火、觸電或造成傷害，請勿將產品置於枕頭或毯子下麵操作。
- 請勿覆蓋使用，以免造成馬達溫度過高而導致故障或損壞。
- 如在按摩進行中感到不適，請立即停止按摩。
- 下列狀況發生時，切勿使用本產品：電源線或電源插頭損壞；操作不當；曾傾倒或者損傷；曾浸入水或其他液體中。請聯絡維修服務中心進行檢查和維修。
- 請勿使用非ITSU所推薦的零配件。
- 請勿將物品插入或者掉落在產品的任何開口中。
- 若想切斷電源，請將所有的操作控制關閉後，將電源插頭從插座中拔除。
- 本產品不能作為自我診斷或治療之用，如需要診斷或治療，應由專業醫療人員處理。

b) 使用環境

- 請勿在潮濕或過多灰塵的環境下使用本產品，以免產品發生故障。
- 請勿在室溫高於40°C的環境下使用本產品。
- 請勿將產品放置在戶外。
- 請勿將產品放置於電熱器、爐具附件或陽光直射處。

安全說明

c) 操作安全

- 確保本產品遠離發熱表面及區域。
 - 有以下症狀的，請諮詢醫生的建議：
 - 心臟病患者、惡性腫瘤患者、背痛、脊椎側彎或異常、高血壓、骨質疏鬆症等。
 - 孕婦或經期女性。
 - 身體不適者，發燒、身體有紅腫或發炎、淤青、過敏等。
 - 醫生叮囑禁止按摩的人請勿使用，以免導致事故或身體不適，如血栓（栓塞）病症；重度動脈瘤；急性靜脈瘤；各種皮膚炎；皮膚感染病症（含皮下組織炎症）等。
 - 絕對不能與以下醫療電子儀器一起使用
 - 1) 心臟起搏器等植入式醫療電子儀器。
 - 2) 人工心臟等用來維持生命的醫療電子儀器。
 - 3) 心電圖機等佩戴式醫療電子儀器。
- 否則可能會導致上述醫療電子儀器產生錯誤動作，可能會危及生命。

d) 開關注意事項

- 請勿用濕手操作控制開關。
- 請勿讓控制開關接觸水等液體。

e) 使用電源插頭及電源線須知

- 請勿使用潮濕的雙手插拔電源插頭，以免觸電或者導致機件故障。
- 拔出電源插頭時，請握住插頭本身，切勿拉扯電線。
- 雖然15分鐘自動定時功能會自動停止產品運作，仍請每次使用完畢後，務必將主電源切斷。
- 電源線務必與加熱表面保持安全距離。
- 請勿將電源線置於產品或任何重物之下。
- 請勿將電源線纏繞於產品上，以免電源線受損而導致觸電或者電線走火。
- 當電源線或者電源插頭損壞時，切勿繼續使用本產品。
- 電源插座有鬆動的狀況時，請勿使用本產品。
- 請勿以拉扯電源線的方式移動本產品，或將電源線當握把使用。
- 當電源線損壞時，必須由服務中心或經授權的技術人員進行檢查及維修。

安全說明


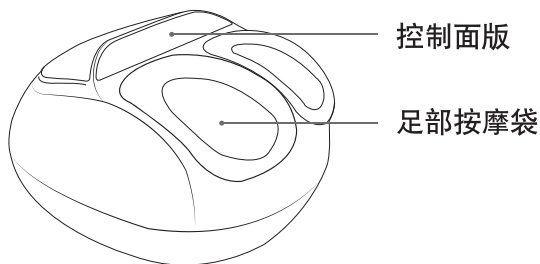
注意

- 請勿在產品操作時入睡。
- 請勿在酒醉或身體不適時使用本產品。
- 請勿站在產品上或重物施壓。
- 連續使用本產品時間請勿超過三十分鐘。
- 若產品的布套已經破損，請勿使用。
- 請勿在進食前後一小時使用，以免造成反效果。
- 在偏低室溫中使用產品時，切勿驟然使用加熱功能，建議將溫度逐漸調至正常範圍後再使用。
- 若是將產品由低溫環境移至溫暖環境使用時，可能會因為機件內水汽聚集而影響產品正常運作，甚至造成機件故障。建議移動後，先將產品在正常室溫放置1小時後再開始使用。
- 使用中察覺任何機件故障或不正常狀況，請立即停止使用。
- 若在使用中發生電源中斷的狀況，應注意避免因電力突然恢復而造成使用者受傷。
- 雷電天氣不宜使用本產品。


保修許可權

- 1.本保修許可權不可轉讓。
- 2.本保修服務僅對在ITSU購買的產品有效。
- 3.當要求保修服務時，請出示購買證明（正版收據）。
- 4.所有保修專案，包括但不限於這些健身及適銷性的保修專案有效期限需視保修政策而定。
- 5.因錯誤使用、處理不當以及未經授權私自改裝和維修產品而導致的損壞，不屬於保修範圍
- 6.此保修範圍不包括不屬於產品本身的附件。
- 7.此保修範圍不適用於租賃、交易、商業、機構或其他非住宅用戶。
- 8.此保修範圍內所涉及的維修服務需經過ITSU授權，且必須由授權的技術人員維修。
- 9.若需要更換的維修附件缺貨，ITSU有權採用替代配件進行維修。

產品部件



電源適配器



ON/OFF

按摩器開關的按鍵



TIMER

時間選擇的按鍵，15分鐘 或 30分鐘



STRENGTH

按摩滾輪強度選擇的按摩，有3種強度（低、中、高）



AIR INTENSITY

氣壓按摩強度選擇的按鍵，有3種強度（低、中、高）



HEAT

加熱的開關按摩

產品特點及操作說明

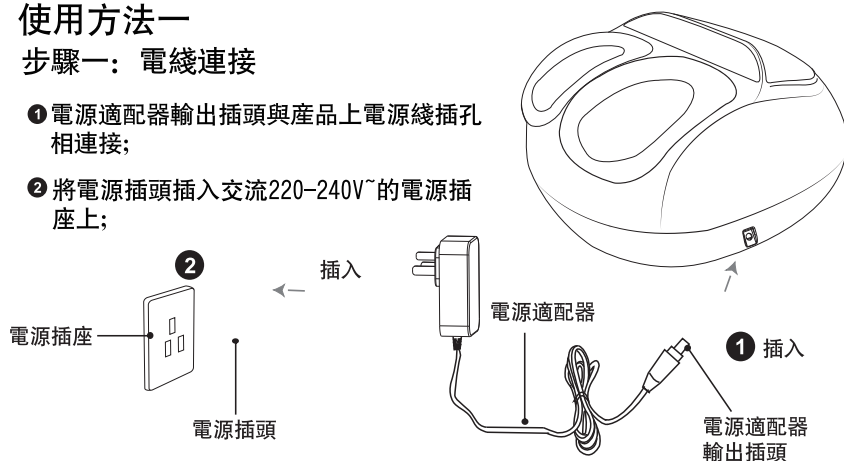
使用前準備

- ▶ 請將產品水平放置，拿掉坐墊。

使用方法一

步驟一：電纜連接

- ❶ 電源適配器輸出插頭與產品上電源線插孔相連接；
- ❷ 將電源插頭插入交流220-240V \sim 的電源插座上；



注意

- ▶ 插入插座前，請確認外露電纜無破損。
- ▶ 請勿用濕手拔插電源插頭。

步驟二：

- ▶ 選擇高度適合的椅子座下，將您的雙腳伸入產品內，如圖一

步驟三：

- ▶ 開啓控制面板上的“電源”鍵。

使用后

- ▶ 關閉控制面板上的電源開關。
- ▶ 不使用時，請從插座上拔下電源插頭。



圖一

產品操作說明

每天一次或兩次享受15或30分鐘的腳底按摩器可以緩解肌肉的疼痛，改善血液循環，有效改善失眠症狀的睡眠質量

1, 將插頭連接電源，ON/OFF指示燈閃爍，機器處于待機狀態
2, 按下ON/OFF按鍵，揉捏強度與氣壓強度默認為最低檔位(L)，默認時間為15分鐘，顯示燈為紅色。

- 按下Timer按鍵，調整自動關機時間為30分鐘，顯示燈為藍色。
- 按下Strength和Air Intensity按鍵調節揉捏強度與氣壓強度(L, M, H)
- 按下Heat按鍵關閉加熱功能
- 按摩腳機尺寸適合美碼12碼(歐碼46碼)，所以適合您全家使用
- 拆卸并清洗腳布套：



1



2



3



4

溫馨提示：

建議保持按摩時間在15-30分鐘，長時間的按摩可能會導致腳部受傷

產品操作說明

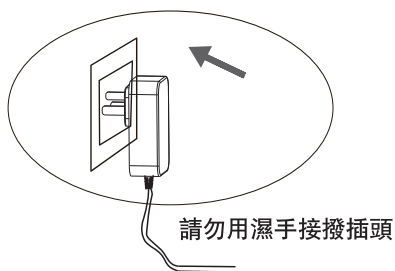
a) 使用前準備

請將本產品置於乾燥、陽光不能長期照射的地方。
為減少機器工作時的噪音，可在本產品下鋪上地毯。
確保產品放置位置安穩舒適。

b) 使用方法

本產品僅使用與AC 220伏特~240伏特，
50/60赫的電源。請事先檢查您家中電
壓是否與本產品所示規格相符。

- 將交流電源插頭接至電源插座。



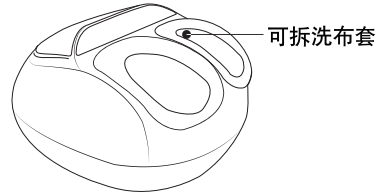
產品保養

a) 貯藏

- 不使用時，請將產品放入包裝盒中，並放置於安全、乾燥、通風、陰涼處。
- 切勿扭曲電源線。
- 切勿使用電源線拖拽產品。
- 避免尖狀物刮破產品表面。
- 請勿將產品放置在陽光直射或高溫處。

b) 清潔

- 清潔之前，確認總電源開關已關閉，並拔出電源插頭。
- 請使用幹布清潔產品表面。
- 可拆洗布套可按正常布料洗滌方式清洗。



* 注意

- 切勿使用具有腐蝕性的清潔劑，如苯或稀釋劑來清潔產品。

C) 保養

- 保持產品清潔並遠離高濕度場所。
- 如果長時間不使用本產品，請用防塵罩（請自行購買）套住產品，防止落入灰塵。

疑難解答

若在使用此產品時遇到問題，請參考下列幾點提示及可能解決方法。若此產品仍處於故障狀態，請將此產品送至服務中心或經授權技術人員進行檢查及維修。

故障	原因	處理方法
無法開機	<ol style="list-style-type: none">1. 未通電。2. 產品備貨總電源開關未開啟。3. 面板開關鍵未開啟。	<ol style="list-style-type: none">1. 接入電源或檢查電源是否鏈接良好。2. 開啟背後總電源開關。3. 開啟面板開關鍵
突然停止操作	<ol style="list-style-type: none">1. 斷電。2. 按摩時間超過15分鐘。	<ol style="list-style-type: none">1. 檢查電源介面是否接好。2. 重新開啟開關鍵。

產品規格

輸入電壓	AC 220V-240V, 50/60Hz
輸出電壓	DC12V
功率	30W
時間	15或30分钟
產品尺寸 (LxWxH)	454.5x358.5x300mm
重量	3.8kg
包裝尺寸 (LxWxH)	427(L)x388(W)x247(H)mm
重量 (包括彩盒)	5Kg

聯絡我們



ITSU World Sdn Bhd
13 Lorong Teknologi B. Nouvelle Industry Park.
Taman Sains SG1 Kota Damansara. PJU 5.
47810 Petaling Jaya
Malaysia
Tel: +603 78903366



ITSU World(HK) Limited
Workshop D1,28/F. TML Tower
No. 3 Hoi Shing Road, Tsuen Wan, N.T.
Tel: +852 3611 2228



PT Healthy World
Lodan Center Block O No 20
Jalan Lodan Raya No 2
Jakarta Utara 14430
Tel: +62 21-6983 1123