

ITSU  
御手の物®



User Manual  
IS0110 使用説明書

[www.itsu.world](http://www.itsu.world)



User Manual  
All information is correct at the time of print

# CONTENTS

Safety Instructions	03
Warranty Claims	05
Main Unit & Accessories	06
Product Operation Guide	07
Product Maintenance	08
Troubleshooting	09
Contact us	10

# Safety Instructions

1. This appliance is not intended for use by persons (including children) with reduced physical, sensory or mental capabilities, or lack of experience and knowledge, unless they have been given supervision or instruction concerning use of the appliance by a person responsible for their safety.
2. Children should be supervised to ensure that they do not play with the appliance.
3. If the supply cord is damaged, it must be replaced by the manufacturer, its service agent or similarly qualified persons in order to avoid a hazard.

## **i. Usage environment**

- Do not use the appliance in a wet condition or dusty environment as this may result in malfunction or electric shock.
- Place the appliance in a safe location.
- **Do not** expose the appliance to a heater or direct sunlight.
- This product is only intended for personal use only. Commercial use is prohibited

## **ii. Health precautions**

If you are experiencing health complications or conditions as stated below, please consult your doctor before use:

- Suffering from heart disease.
- Pregnancy.
- Any health concerns.

## **iii. When the product should not be used**

- If the use exceeds 15 minutes at one time.
- This unit should not be used by children or invalids without adult supervision.
- Before sleeping.
- If the fabric cover is torn.
- If water is accidentally spilled onto the appliance.
- If the user feels abnormal or severe pain during the massage.
- If the user detects any malfunction or other abnormal conditions during operation.
- If there is lightning.

## **iv. Caution and warning**

- Unplug the appliance from the outlet when not in use.
- Do not use any attachments that are not recommended by ITSU.
- Do not insert your hands or any foreign matters into the massager's vents and gaps.

## Safety Instructions

- Handle heated surfaces carefully. The unattended use of the heated surfaces by children or invalids may be dangerous.
- This product is only intended for personal use only. Commercial use is prohibited.
- Do not cover the appliance during operation. As this may result in malfunction or fire.
- Do not crush the appliance and avoid any sharp folds.
- The appliance has a heated surface. Persons insensitive to heat must be careful when using the appliance.

### V. Note

- Cleaning and maintenance shall not be performed by children without supervision.
- To ensure safe and proper use of the appliance, do not operate it before reading this user manual carefully first.
- It is normal to hear the noises during use, because they are resulted from vibration of product.
- If the appliance is used in a cold room, do not increase the room temperature abruptly. It is advised that the temperature is gradually increased to a normal level.
- If the appliance is stored in a cold place and being taken into a warm environment, please wait one hour before use to get the optimum massaging level.
- Do not remove the cover of the appliance. Mishandling the internal components may result in malfunction or electric shock.
- Do not connect or disconnect the power plug from the electrical outlet with wet hands.
- Do not use the appliance if the electrical outlet is loose.
- The appliance is only to be used with power supply provided.
- Cleaning and user maintenance shall not be made by children without supervision.


## Warranty Claims

1. Warranty is not transferable.
2. This warranty is effective only if the product is purchased from ITSU .
3. Proof of purchase (original receipt) is required for all warranty repairs.
4. All implied warranties, including but not limited to these implied warranties of fitness and merchantability, are limited to the duration stated in the warranty policy.
5. Damage due to misuse, improper treatment and unauthorized modification and repair are not covered by this warranty.
6. Warranty does not cover accessories and attachments which do not belong to the massage unit.
7. Warranty is not effective to rental, business, commercial, institutional or other non-residential users.
8. All services covered by this warranty must be approved by ITSU and repaired by authorized technicians only.
9. If replacement parts for defective materials are not available, ITSU reserves the right to make substitution in lieu of repair or replacement.

# Main Unit & Accessories

- A) Handheld massager
- B) Exchangeable massage head

## Controller Diagram



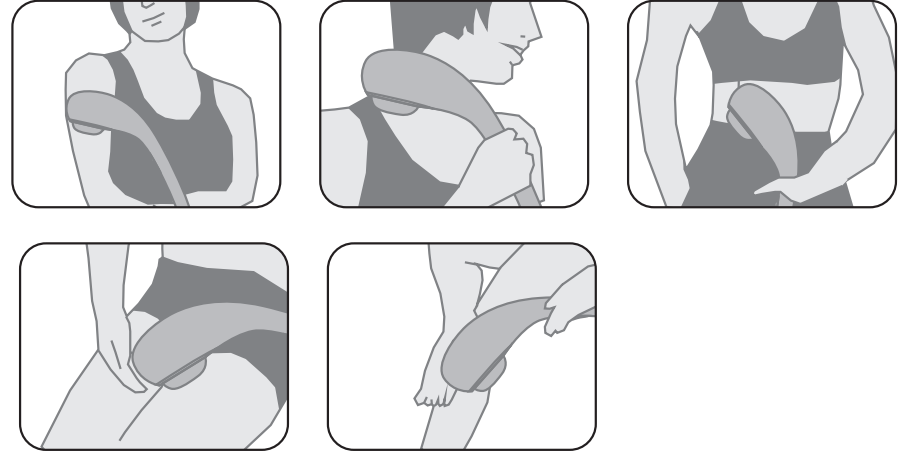
# Product Operation Guide

### i. Preparation before use

1. Before Using The Appliance
  - Select the proper roller.
  - Plug the appliance to the power outlet.

### ii. Operation guide

1. At " Off" the unit is turn off.
2. At "Fast" is turned on fast speed massage
3. At "Slow" it turned on slow speed massage



### iii. Benefits from using the appliance

1. Relieves muscle aches and pain.
2. Relieves tension and reduce stress.
3. Improves blood circulation.

### iv. After Use

Turn the switch to "off"to end the functions. Unplug the appliance from the power outlet.

# Product Maintenance

## TO STORE

- Place the massager in this box or in a safe, dry and cool place. Avoid contact with sharp edges or pointed objects that might cut or puncture the surface.
- Please wind up and store the power cord under the appliance bottom frame. Do not hang the unit by the power cord.

## TO CLEAN

- Avoid immersing the unit in any liquid during cleaning.
- Unplug the unit and allow it to cool before cleaning.
- Clean only with a soft, slightly damp sponge.
- Do not allow water or any other liquid to go inside the unit.
- Avoid using abrasive cleaners, brushes, gasoline, kerosene, glass/ furniture polish or paint thinner to clean the product.
- Do not attempt to repair the product. For servicing, please contact ITSU.

## CAUTION

- Avoid tearing on the appliance surface.
- Only gentle force should be exerted against the unit in order to eliminate any risk of injury.
- Beware when put on light color PU/fabric seat, some material may have color dyeing
- Beware when put printing document on product, some material may have color dyeing

# Troubleshooting

This massager is controlled by an integrated chip and is susceptible to power surges from +10% to -15%. Due to this, the massager might display the following:

Conditions	Solutions
Not operating at all	<ol style="list-style-type: none"><li>1. Use when the electrical supply is resumed.</li><li>2. Reconnect with the electrical outlet.</li></ol>
During operation, the controller is working but not the massager	The massager could be overheated after prolonged use. It will automatically cool down to resume its normal function. Please turn off the power and allow the massager to cool off for 30 to 50 minutes.
Sudden stop	<ol style="list-style-type: none"><li>1. Use when the electrical supply is resumed.</li><li>2. Reconnect the adapter.</li></ol>

# Product Specifications

Model of the product	IS0110
Power source	220-240V
Power frequency	50~60Hz
Power consumption	28W
Dimensions (Length/width/height)	L380mm * W60mm * H130mm
Weight	0.58 kg

## Contact Us



ITSU World Sdn Bhd  
13 Lorong Teknologi B. Nouvelle Industry Park.  
Taman Sains SG1 Kota Damansara. PJU 5.  
47810 Petaling Jaya  
Malaysia  
Tel: +603 78903366



ITSU World(HK) Limited  
Workshop D1,28/F. TML Tower  
No. 3 Hoi Shing Road, Tsuen Wan, N.T.  
Tel: +852 3611 2228



PT Healthy World  
Lodan Center Block O No 20  
Jalan Lodan Raya No 2  
Jakarta Utara 14430  
Tel: +62 21-6983 1123

# 目錄

安全說明	13
保修權限	15
主要部件及附件	16
產品操作說明	17
產品保養	18
疑難解答	19
產品規格	19
聯絡我們	20

# 安全說明

1. 本器具不提供給肢體不健全、感覺或者精神上有障礙或者或缺乏相關知識經驗的人（包括兒童）使用，除非他們在有人指導並且監督的情況下使用該產品。
2. 應監督兒童確保他們不玩這個產品。
3. 如果電源線損壞，必須由制造商、其服務代理商或相關的合格人員更換，以避免發生危險。
  - i. 使用環境
    - 請勿在潮濕或灰塵密集的環境下使用本產品，以免導致觸電或機器故障。
    - 請將本產品存放在安全的地方。
    - 請勿將此產品暴露于熱源或陽光直射下。
    - 本產品僅為個人使用，禁止用于商業用途。
  - ii. 健康注意事項

以下人士，請在使用前先諮詢醫生的意見：

    - 心臟病患者
    - 懷孕
    - 有任何健康問題
  - iii. 以下情況請勿使用本產品
    - 當一次使用本產品超過 15 分鐘時。
    - 小孩或殘病人士在無人監督的情況下。
    - 睡前。
    - 產品外層破損。
    - 液體潑濺到產品上。
    - 使用過程中感到不尋常或劇烈疼痛。
    - 使用過程中發覺任何機件故障或不正常狀況。
    - 打雷時。



# 安全說明

## iv. 警告

- 沒有使用時，請拔下電源插頭。
- 請勿使用非ITSU提供的配件
- 請勿將手或任何異物塞入按摩器間隙中。
- 請務必謹慎使用按摩器的導熱功能，勿用于對熱能反應較為遲鈍的皮膚上及血液循環不良的部位。請勿讓兒童或身心功能障礙者自行使用導熱功能。
- 本產品僅為個人使用，禁止用于商業用途。
- 請勿扯動電源綫來移動本產品。
- 請勿在使用中覆蓋本產品，以免引起故障或火災。
- 請勿擠壓或用尖銳物刮破本產品。
- 該設備具有加熱表面。對熱不敏感的人必須小心使用。

## v. 注意

- 為確保安全及正確使用，使用前請務必詳細參閱本說明書。
- 使用時發出的聲響屬正常，這是由產品振動而產生的。
- 如果在低溫室中使用，請勿驟然升高溫度。建議將溫度逐漸升高調整到正常溫度后使用。
- 若將產品從低溫或高溫的環境中，建議您在一小時后再進行使用本產品，以達到最佳的按摩體驗。
- 請勿拆卸本產品。觸碰內部機件可能導致故障或觸電意外。
- 請勿用潮濕的手安插或拔出電源插頭。
- 當電源插座有松動時，請勿使用。


# 保修權限

1. 本保修權限不可轉讓。
2. 本保修服務僅對在 ITSU 購買的產品有效。
3. 當要求保修服務時，請出示購買證明（正本收據）。
4. 所有保修項目，包括但不限于這些健身及適銷性的保修項目有效期限需視保修政策而定。
5. 因錯誤使用、處理不當以及未經授權私自改裝和維修產品而導致的損壞，不屬於保修範圍。
6. 此保修範圍不包括不屬於產品本身的附件。
7. 此保修範圍不適用於租憑、交易、商業、機構或其他非住宅用戶。
8. 此保修範圍內所涉及的維修服務需經過 ITSU 授權，且必須由授權的技術人員維修。
9. 若需更換的維修附件缺貨，ITSU 有權采用替代配件進行維修。

## 主要部件及附件

- A) 手持按摩器
- B) 可替换按摩头

## 手控器说明



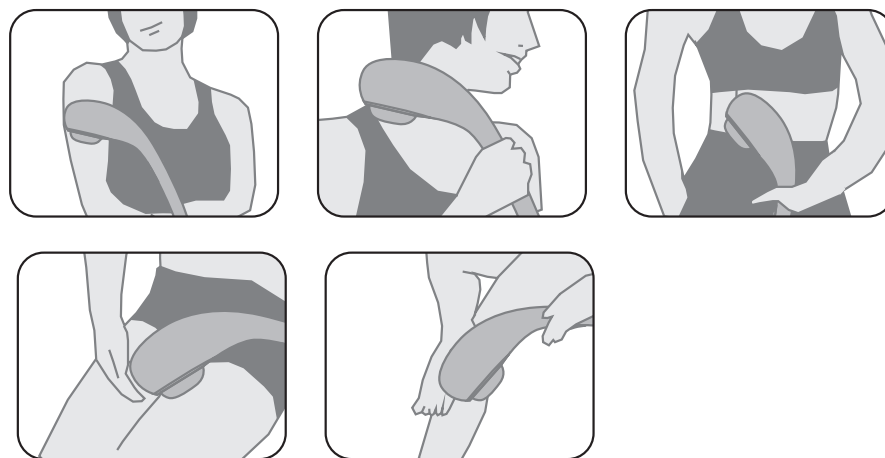
## 产品操作说明

### i. 使用前准备

1. 使用产品之前
  - 选择合适的按摩头。
  - 请将电源线插入电源插座。

### ii. 操作指导

1. 当开关拨动到“Off”档时，整机关闭。
2. 当开关拨动到“Fast”档时，按摩频率为快档
3. 当开关拨动到“Slow”档时，按摩频率为慢档



### iii. 使用效果

1. 缓解肌肉疼痛。
2. 缓解精神紧张并降低压力。
3. 促进血液循环。

### iv. 使用后

使用完毕之后，请将开关拨动到“Off”档，拔出电源线。

## 產品保養

### 貯藏

- 請將置放于原盒內或者安全、干爽通風的地方，避免以尖狀物刮破加熱按摩器的表面。
- 請將電源線纏繞在產品底部的固定架下，以便儲藏。切勿使用電線懸掛加熱按摩器。

### 清潔

- 切勿將加熱按摩器浸于任何溶液中清洗。
- 清潔前切記關掉電源并先冷卻。
- 清潔時只須用柔軟微濕的海綿抹拭即可。
- 避免水或其它液體進入加熱按摩器。
- 切勿用清潔劑、刷子、汽油、煤油、玻璃清潔劑或者稀釋劑清洗。
- 切勿自行維修本產品，如需維修服務，請與 ITSU 售後服務中心聯繫。

### 提示

- 避免加熱按摩墊外套破損。
- 使用過程中，避免過度用力以免受傷。
- 小心當放在淺色PU/織物座椅上時，一些材料可能會染色。
- 小心當印刷材料放在產品上，一些材料可能會染色。

## 疑難解答

此產品由集成芯片控制，對電壓波較為敏感。如果電壓波動超過限定電壓 +10% 或 -15%，按摩器可能出現以下情況：

異常情況	解決辦法
按摩器無法工作	1. 通電。 2. 重新連接插頭與插座。
使用過程中，控制器可以操作，但按摩器無法操作	長時間操作後，按摩器引擎的溫度若過高，按摩器將自動處於溫度保護狀態。請關閉電源並暫停使用 30~50 分鐘讓引擎內部散熱。
突然停止操作	1. 通電。 2. 重新連接適配器。

## 產品規格

產品型號	ISO110
電壓	220-240 伏特
電頻	50~60 赫
功率	28 瓦特
尺寸（長 x 寬 x 高）	長 380 寬 60 高 130（毫米）
重量	0.58 公斤

## 联络我们



ITSU World Sdn Bhd  
13 Lorong Teknologi B. Nouvelle Industry Park.  
Taman Sains SG1 Kota Damansara. PJU 5.  
47810 Petaling Jaya  
Malaysia  
Tel: +603 78903366



ITSU World(HK) Limited  
Workshop D1,28/F. TML Tower  
No. 3 Hoi Shing Road, Tsuen Wan, N.T.  
Tel: +852 3611 2228



PT Healthy World  
Lodan Center Block O No 20  
Jalan Lodan Raya No 2  
Jakarta Utara 14430  
Tel: +62 21-6983 1123

